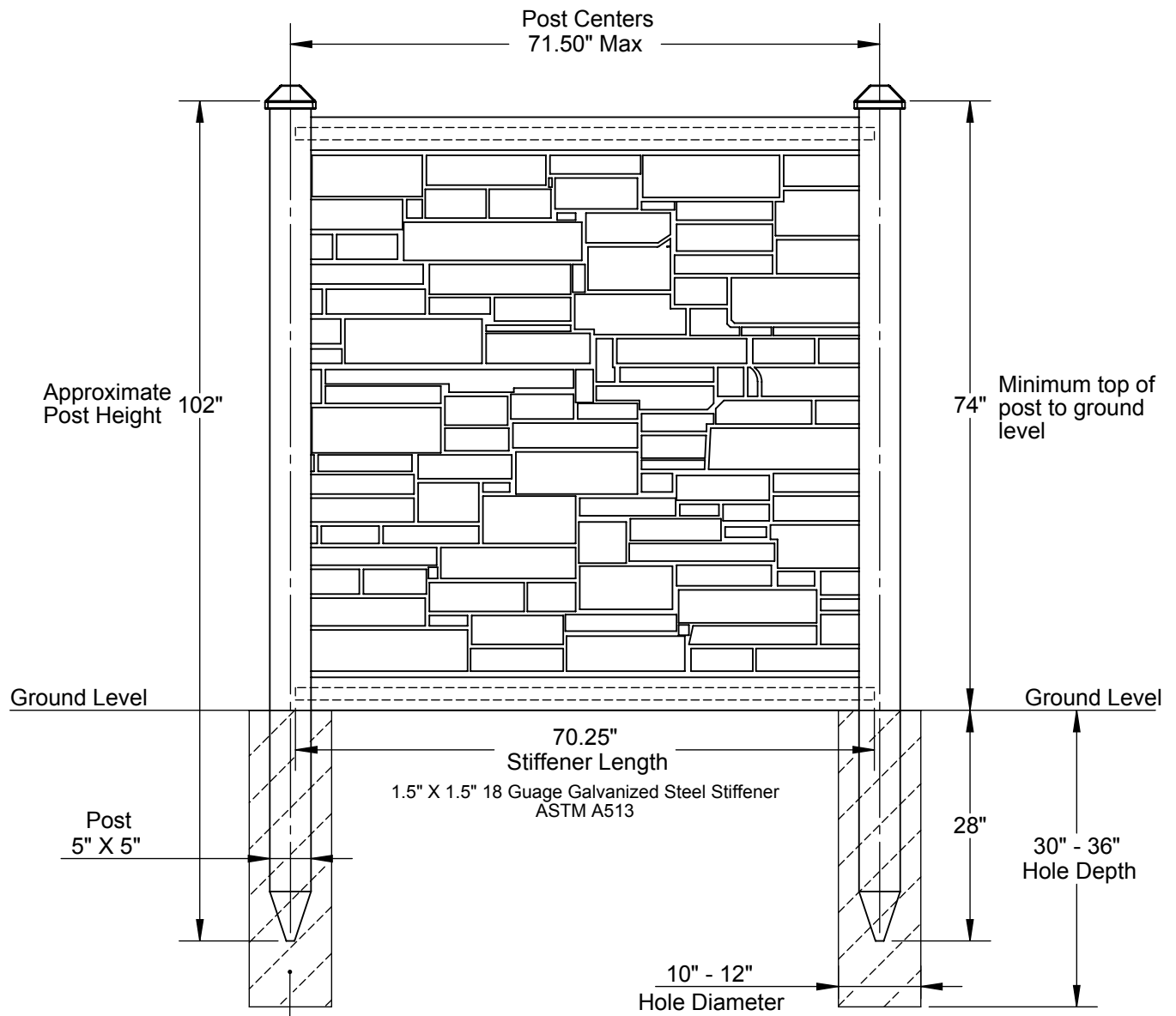
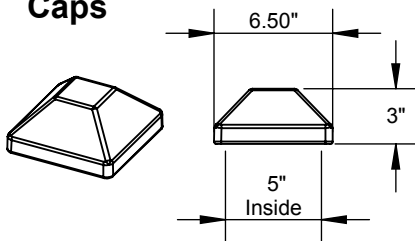


6'H X 6'W Panel

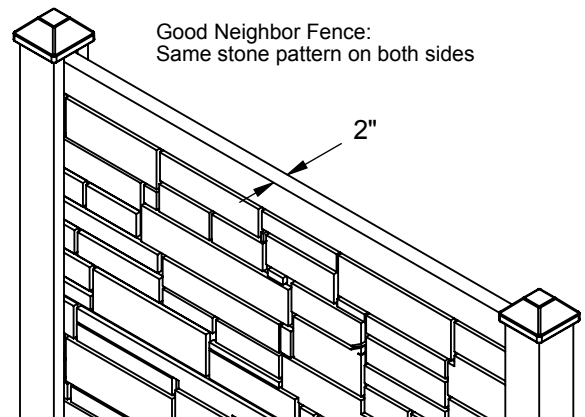


Concrete footing diameter 10" to 12" min and 30" to 36" deep min in accordance with local conditions, codes, and standard building practices.

Caps



- Actual Panel Dimensions: 72"H X 69.75"W
- Panel Weight: 56 lbs
- Tolerances are: $\pm .5"$



Model #:FP72X72

This drawing may not be altered or reproduced without the permission of SimTek® Fence

Date: Oct 15, 2013

Scale: not to scale

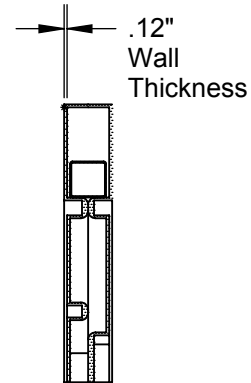
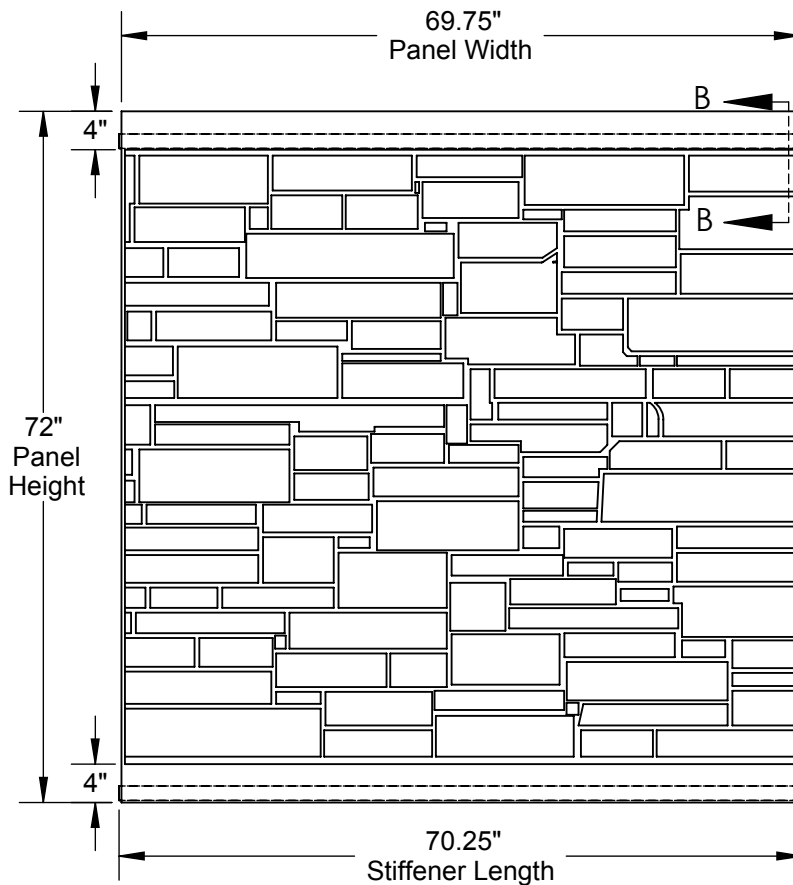
REV: D Barlocker

Sheet 1 of 1

U.S. Patents: 7,478,797 / 7,635,114 Foreign Patents Pending

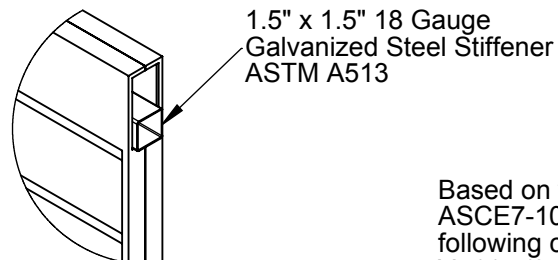
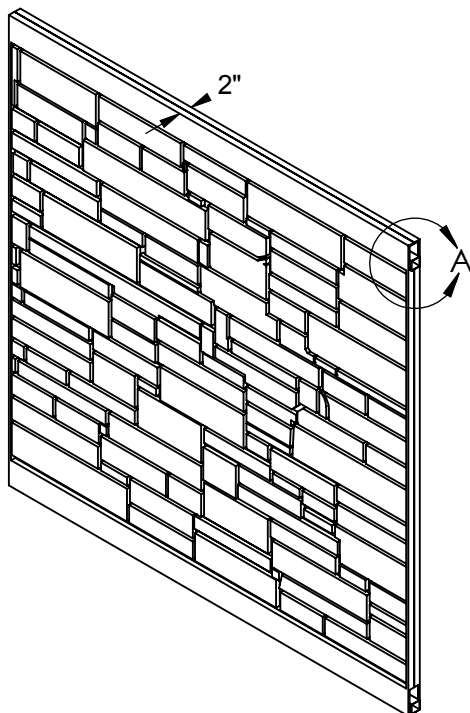


www.simtekfence.com



SECTION B-B
SCALE 1 : 8

- Linear Low Density Polyethylene Plastic (LLDPE) shell with multiple kissoffs for rigidity.
- Weight 60lbs
- UV 12 and Xeon-Arc chamber tested
- Impact rated at 36ft-lbs @ -40°F
- Sound Transmission Class (STC) rating: 26
- Tensile Stress rated at 2900psi @ 72°F
- Flammability rating: UL94-HB



DETAIL A
SCALE 1 : 8

Based on wind loads par
ASCE7-10 and the
following criteria:
V=115 (3 second gust),
(75 mph sustained winds)

Miami Dade County Certified
NOA#12-0125.02

Model #:FP72X72

This drawing may not be altered or reproduced without the permission of SimTek® Fence

Date: Oct 2, 2013

Scale: not to scale

REV: D Barlocker

Sheet 1 of 1

U.S. Patents: 7,478,797 / 7,635,114 Foreign Patents Pending

 **SimTek™**
FENCE
www.simtekfence.com