



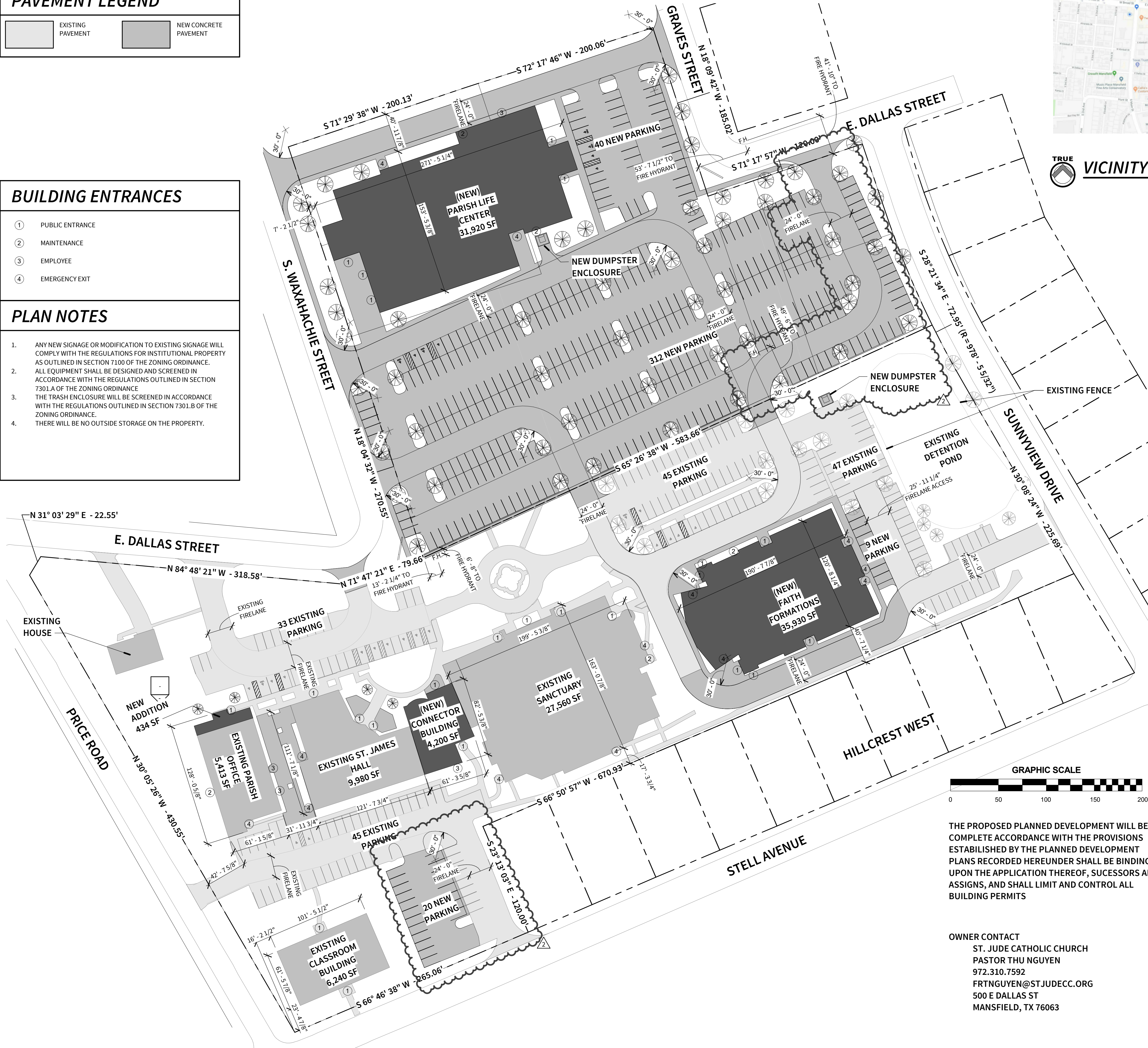
PAVEMENT LEGEND	
	EXISTING PAVEMENT
	NEW CONCRETE PAVEMENT

### BUILDING ENTRANCES

- 1 PUBLIC ENTRANCE
- 2 MAINTENANCE
- 3 EMPLOYEE
- 4 EMERGENCY EXIT

### PLAN NOTES

- ANY NEW SIGNAGE OR MODIFICATION TO EXISTING SIGNAGE WILL COMPLY WITH THE REGULATIONS FOR INSTITUTIONAL PROPERTY AS OUTLINED IN SECTION 7100 OF THE ZONING ORDINANCE.
- ALL EQUIPMENT SHALL BE DESIGNED AND SCREENED IN ACCORDANCE WITH THE REGULATIONS OUTLINED IN SECTION 7301.A OF THE ZONING ORDINANCE
- THE TRASH ENCLOSURE WILL BE SCREENED IN ACCORDANCE WITH THE REGULATIONS OUTLINED IN SECTION 7301.B OF THE ZONING ORDINANCE.
- THERE WILL BE NO OUTSIDE STORAGE ON THE PROPERTY.



TRUE  
VICINITY MAP

EXISTING PARKING...

SPACE TYPE	CNT
ACCESSIBLE - 9' x 18'	18
ACCESSIBLE - 11' x 18' VAN	2
STANDARD - 9' x 18'	462
TOTAL	482

DEMO PARKING TABULATION

SPACE TYPE	CNT
ACCESSIBLE - 9' x 18'	2
STANDARD - 9' x 18'	230
TOTAL	232

NEW PARKING TABULATION

SPACE TYPE	CNT
ACCESSIBLE - 9' x 18'	4
ACCESSIBLE - 11' x 18' VAN	4
STANDARD - 9' x 18'	368
TOTAL	376

TOTAL PARKING TABULATION

SPACE TYPE	CNT
ACCESSIBLE - 9' x 18'	20
ACCESSIBLE - 11' x 18' VAN	6
STANDARD - 9' x 18'	519
TOTAL	545

ACCESSIBLE PARKING

TOTAL PARKING SPACES PROVIDED	548
REQUIRED MINIMUM NUMBER OF ACCESSIBLE SPACES	2% OF TOTAL 11 REQUIRED
TOTAL ACCESSIBLE PARKING PROVIDED	26

PARKING PER USE

BUILDING	USE	PARKING SPACES
PARISH OFFICE FACILITIES	OFFICE	20
ST JAMES HALL	STUDENT RELIGIOUS CENTER	40
ST JAMES CONNECTOR	STUDENT RELIGIOUS CENTER	17
FAITH FORMATION	STUDENT RELIGIOUS CENTER	144
PARISH LIFE CENTER	COMMUNITY CENTER	160
MAIN SANCTUARY	CHURCH	375
EXISTING CLASSROOM BUILDING	STUDENT RELIGIOUS CENTER	25
TOTAL		781

THE PROPOSED PLANNED DEVELOPMENT WILL BE IN COMPLETE ACCORDANCE WITH THE PROVISIONS ESTABLISHED BY THE PLANNED DEVELOPMENT PLANS RECORDED HEREUNDER SHALL BE BINDING UPON THE APPLICATION THEREOF, SUCESSORS AND ASSIGNS, AND SHALL LIMIT AND CONTROL ALL BUILDING PERMITS

OWNER CONTACT  
ST. JUDE CATHOLIC CHURCH  
PASTOR THU NGUYEN  
972.310.7592  
FRTNGUYEN@STJUDECC.ORG  
500 E DALLAS ST  
MANSFIELD, TX 76063

DEVELOPMENT PLAN  
NAME OF DEVELOPMENT  
ST. JUDE CATHOLIC PARISH OF THE FORT WORTH DIOCESE  
SURVEY & ABSTRACT NUMBER  
W.C. PRICE SURVEY, ABSTRACT NO. 1240  
CITY, COUNTY, STATE & DATE OF PREPARATION  
CITY OF MANSFIELD, TARRANT COUNTY, TEXAS 9.14.2018  
ACREAGE AND NUMBER OF LOTS  
12.358 ACRES (538,294 SF)  
LOT 6R, BLOCK 4

LEVEL

5

design group

architecture interiors planning

[www.level5designgroup.com](http://www.level5designgroup.com)  
 108 S. Main  
 Mansfield, TX 76063  
 tel: 817.842.0212

THESE DOCUMENTS ARE FOR REVIEW ONLY AND ARE NOT INTENDED FOR BIDDING, PERMITTING OR CONSTRUCTION PURPOSES

ARCHITECT:  
JUSTIN S. GILMORE  
LEVEL 5 DESIGN GROUP

PROJECT INFORMATION:

ST. JUDE CATHOLIC CHURCH

DEVELOPMENT PLAN

500 E DALLAS ST  
MANSFIELD, TX 76063

PROJECT NUMBER: 17-22

ISSUE DATE: 2018.09.19

REVISIONS:  
 1 ASI #1 2018.10.15  
 2 ASI #2 2018.11.12

ZC#18-026

SHEET NAME:

EXHIBIT B

SHEET NUMBER:

A102

PAGE 1 OF 2

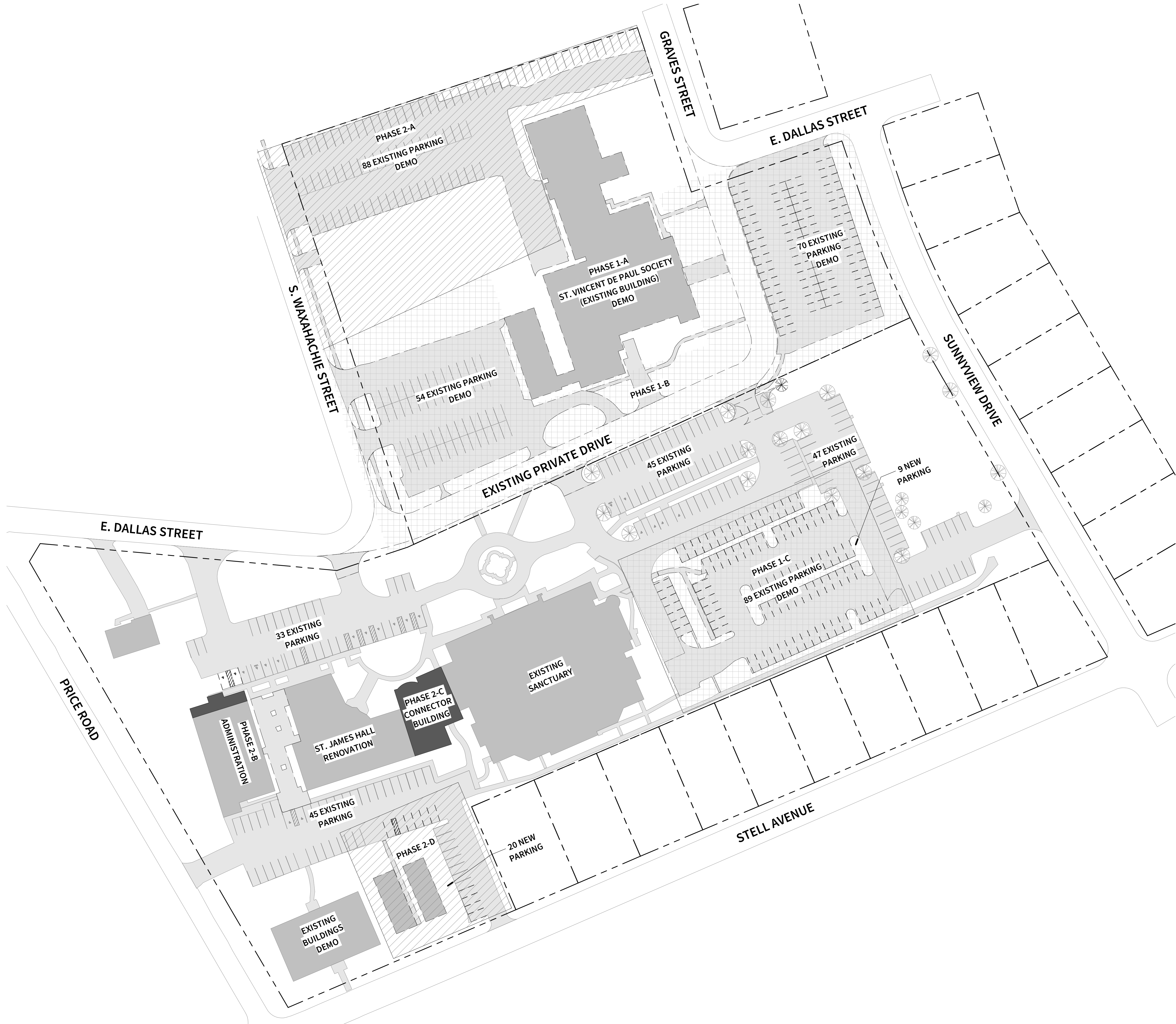




1

# SITE PLAN - PHASES

SCALE: 1" = 50'-0"



## PHASE NOTES

### PHASE 1

ESTIMATED START DATE 01.01.2019  
ESTIMATED FINISH DATE 01.01.2023

#### PHASE 1-A

1. DEMOLISH ST. VINCENT DE PAUL SOCIETY
2. TOTAL BUILDING AREA = 29,800 SF

#### PHASE 1-B

1. REMOVE 124 PARKING SPACES
2. DEMOLISH CONCRETE PARKING AND EXISTING PRIVATE DRIVE
3. USE = 312 NEW PARKING SPACES
4. TOTAL AREA FOR NEW PARKING = 139,675 SF - 3.21 ACRES

#### PHASE 1-C

1. REMOVE 89 PARKING SPACES
2. DEMOLISH CONCRETE PARKING
3. TOTAL AREA DEMOLISHED = 37,407 SF - 0.85 ACRE
4. USE = NEW FAITH FORMATIONS BUILDING AND 9 NEW PARKING SPACES
5. AREA OF TWO STORY CLASSROOM BUILDING = 35,930 SF

### PHASE 2

ESTIMATED START DATE 01.01.2023  
ESTIMATED FINISH DATE 01.01.2027

#### PHASE 2-A

1. REMOVE 88 PARKING SPACES
2. DEMOLISH CONCRETE PARKING
3. TOTAL AREA DEMOLISHED = 85,670 SF - 1.98 ACRES
4. USE = NEW PARISH LIFE CENTER AND 40 NEW PARKING SPACES
5. TOTAL BUILDING AREA = 31,920 SF

#### PHASE 2-B

1. NEW ADDITION
2. USE = OFFICE
3. TOTAL BUILDING AREA = 434 SF

#### PHASE 2-C

1. NEW CONNECTOR BUILDING
2. USE = STUDENT RELIGIOUS CENTER
3. TOTAL BUILDING AREA = 4,200 SF
4. REMODEL EXISTING ST. JAMES HALL
5. TOTAL BUILDING AREA = 9,980 SF

#### PHASE 1-B

1. REMOVE 10 PARKING SPACES
2. REMOVE TWO PORTABLE CLASSROOM BUILDINGS
3. USE = 20 NEW PARKING SPACES
4. TOTAL BUILDING AREA = 3,080 SF
5. TOTAL AREA FOR NEW PARKING = 6,675 SF - 0.15 ACRE



architecture interiors planning

www.level5designgroup.com

108 S. Main  
Mansfield, TX 76063  
tel: 817.842.0212

THESE DOCUMENTS ARE FOR  
REVIEW ONLY AND ARE NOT  
INTENDED FOR BIDDING,  
PERMITTING OR CONSTRUCTION  
PURPOSES

ARCHITECT:  
JUSTIN S. GILMORE  
LEVEL 5 DESIGN GROUP

### PROJECT INFORMATION:

ST. JUDE CATHOLIC  
CHURCH

## DEVELOPMENT PLAN

500 E DALLAS ST  
MANSFIELD, TX 76063

PROJECT NUMBER: 17-22

ISSUE DATE: 2018.09.19

REVISIONS:

1. ASI #1 2018.10.15

SHEET NAME:

EXHIBIT B

SHEET NUMBER:

A103



MATERIAL LEGEND

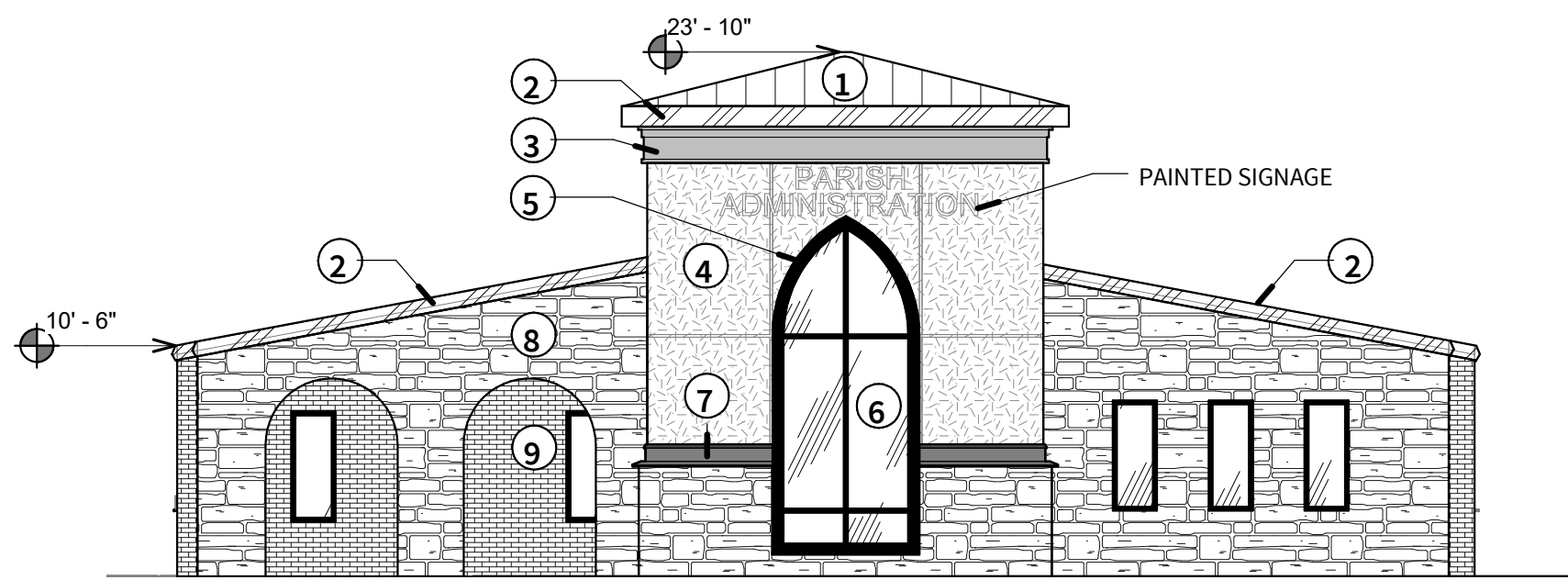
1	METAL: PRE-FINISHED METAL ROOF	6	GLASS
2	METAL: PRE-FINISHED FACIA & GUTTER	7	MASONRY: DECORATIVE PRECAST /OR/ STONE CAP
3	STUCCO: PAINTED MOLDING	8	MASONRY: WEATHERED STONE
4	STUCCO: PAINTED STUCCO	9	MASONRY: BRICK
5	METAL: PRE-FINISHED WINDOWS & STOREFRONTS		

MATERIAL CALCULATIONS

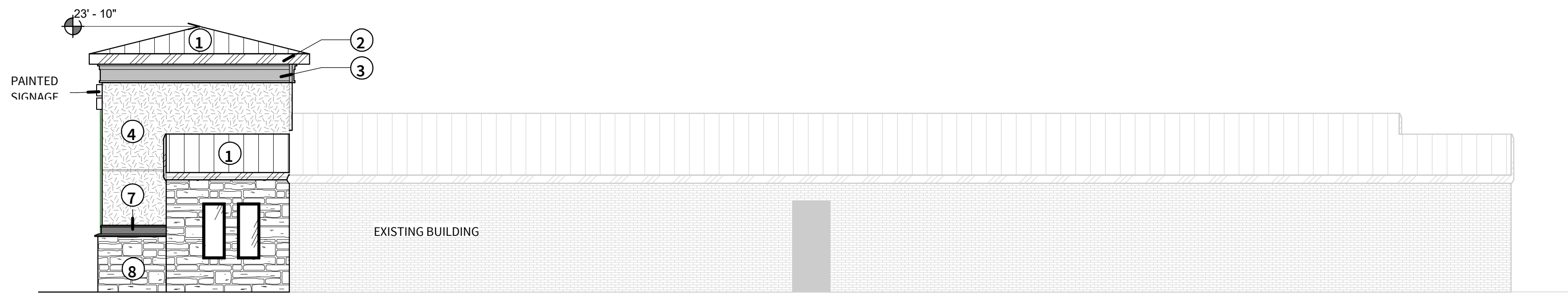
NORTH FACADE: MASONRY = 60% STUCCO = 20% METAL = 10% GLASS = 10% WOOD = 0%	SOUTH FACADE: MASONRY = 0% STUCCO = 68% METAL = 32% GLASS = 0% WOOD = 0%
EAST FACADE: MASONRY = 25% STUCCO = 47% METAL = 22% GLASS = 6% WOOD = 0%	WEST FACADE: MASONRY = 33% STUCCO = 39% METAL = 24% GLASS = 4% WOOD = 0%

BUILDING MATERIAL CALC.

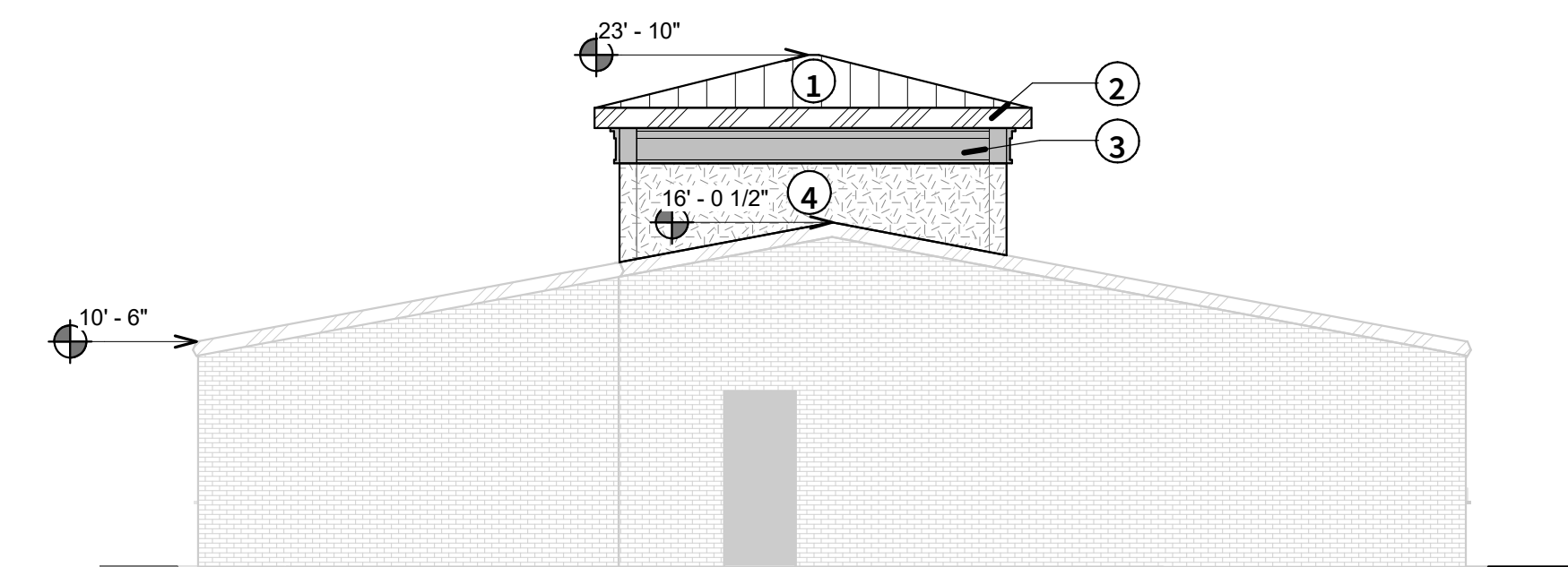
TOTAL BUILDING MATERIAL CALCULATION
MASONRY = 30% STUCCO = 43% METAL = 22% GLASS = 5% WOOD = 0%



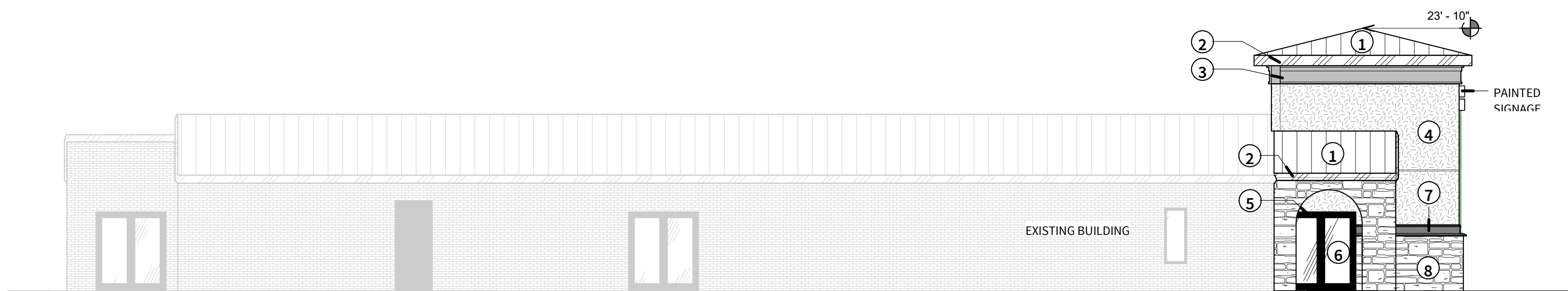
1 NORTH ELEVATION  
SCALE: 1/8" = 1'-0"



2 WEST ELEVATION  
SCALE: 1/8" = 1'-0"



3 SOUTH ELEVATION  
SCALE: 1/8" = 1'-0"



4 EAST ELEVATION  
SCALE: 1/8" = 1'-0"



www.level5designgroup.com  
108 S. Main  
Mansfield, TX 76063  
tel: 817.842.0212

THESE DOCUMENTS ARE FOR  
REVIEW ONLY AND ARE NOT  
INTENDED FOR BIDDING,  
PERMITTING OR CONSTRUCTION  
PURPOSES

ARCHITECT:  
JUSTIN S. GILMORE  
LEVEL 5 DESIGN GROUP

PROJECT INFORMATION:

ST. JUDE CATHOLIC  
CHURCH

PARISH  
OFFICE  
FACILITIES

500 E DALLAS ST  
MANSFIELD, TX 76063

PROJECT NUMBER: 17-22

ISSUE DATE: 2018.09.19

REVISIONS:  
1 ASI #1 2018.10.15

ZC#18-026

SHEET NAME:

EXHIBIT C

SHEET NUMBER:

A401

PAGE 1 OF 10





## BUILDING MATERIAL CALC.

TOTAL BUILDING MATERIAL  
CALCULATION

MASONRY = 55%  
STUCCO = 4%  
METAL = 7%  
GLASS = 23%  
WOOD = 11%

## MATERIAL CALCULATIONS

CHOIR NORTH FACADE:

MASONRY = 76%  
STUCCO = 14%  
METAL = 7%  
GLASS = 3%  
WOOD = 0%

CHOIR SOUTH FACADE:

MASONRY = 95%  
STUCCO = 0%  
METAL = 5%  
GLASS = 0%  
WOOD = 0%

CHOIR WEST FACADE:

MASONRY = 88%  
STUCCO = 12%  
METAL = 0%  
GLASS = 0%  
WOOD = 0%

GREAT HALL NORTH FACADE:

MASONRY = 28%  
STUCCO = 4%  
METAL = 16%  
GLASS = 33%  
WOOD = 19%

GREAT HALL SOUTH FACADE:

MASONRY = 41%  
STUCCO = 0%  
METAL = 14%  
GLASS = 14%  
WOOD = 31%

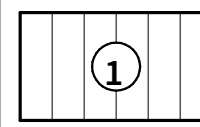
GREAT HALL WEST FACADE:

MASONRY = 15%  
STUCCO = 0%  
METAL = 71%  
GLASS = 0%  
WOOD = 14%

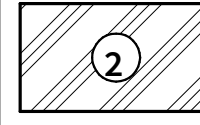
GREAT HALL EAST FACADE:

MASONRY = 44%  
STUCCO = 0%  
METAL = 46%  
GLASS = 0%  
WOOD = 10%

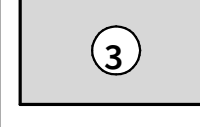
## MATERIAL LEGEND




METAL:  
PRE-FINISHED  
METAL ROOF



METAL:  
PRE-FINISHED  
FASCIA & GUTTER



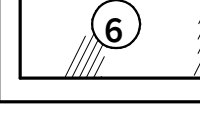
STUCCO: PAINTED  
MOLDING



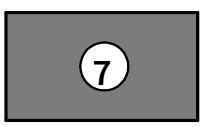
STUCCO: PAINTED  
STUCCO



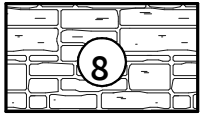
METAL:  
PRE-FINISHED  
WINDOWS &  
STOREFRONTS



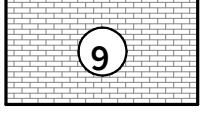
GLASS




MASONRY:  
DECORATIVE  
PRECAST /OR/  
STONE CAP




MASONRY:  
WEATHERED STONE



MASONRY: BRICK



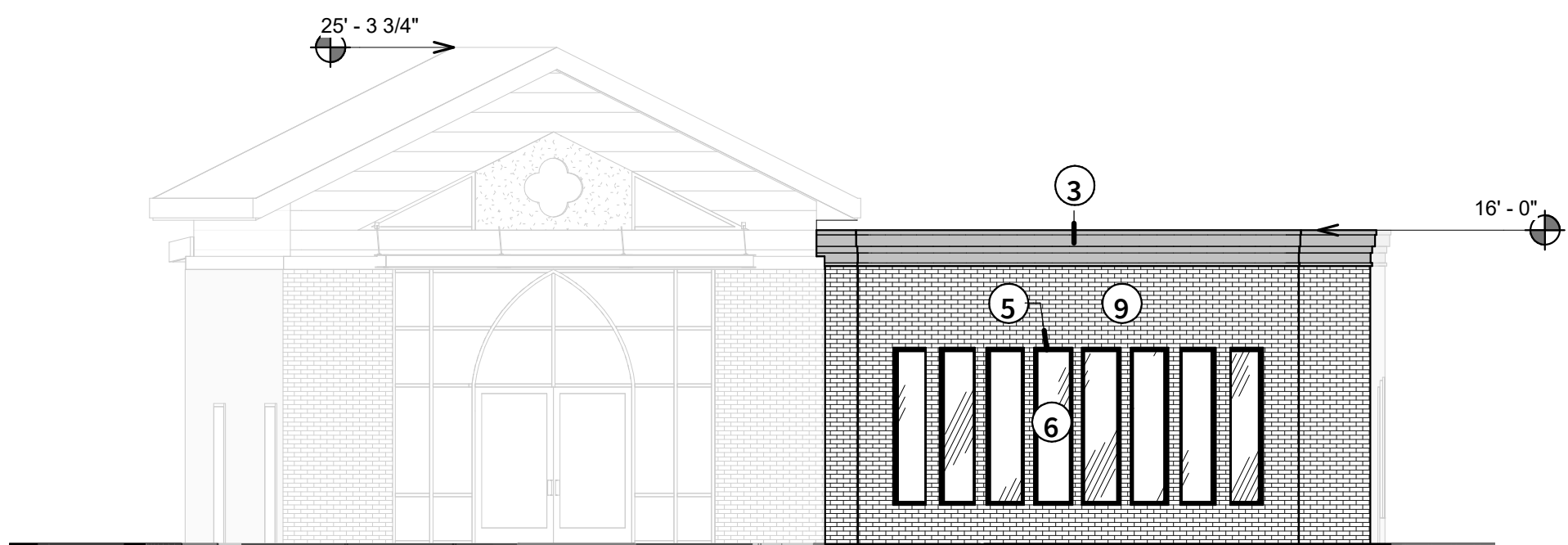
WOOD SIDING



WOOD SIDING

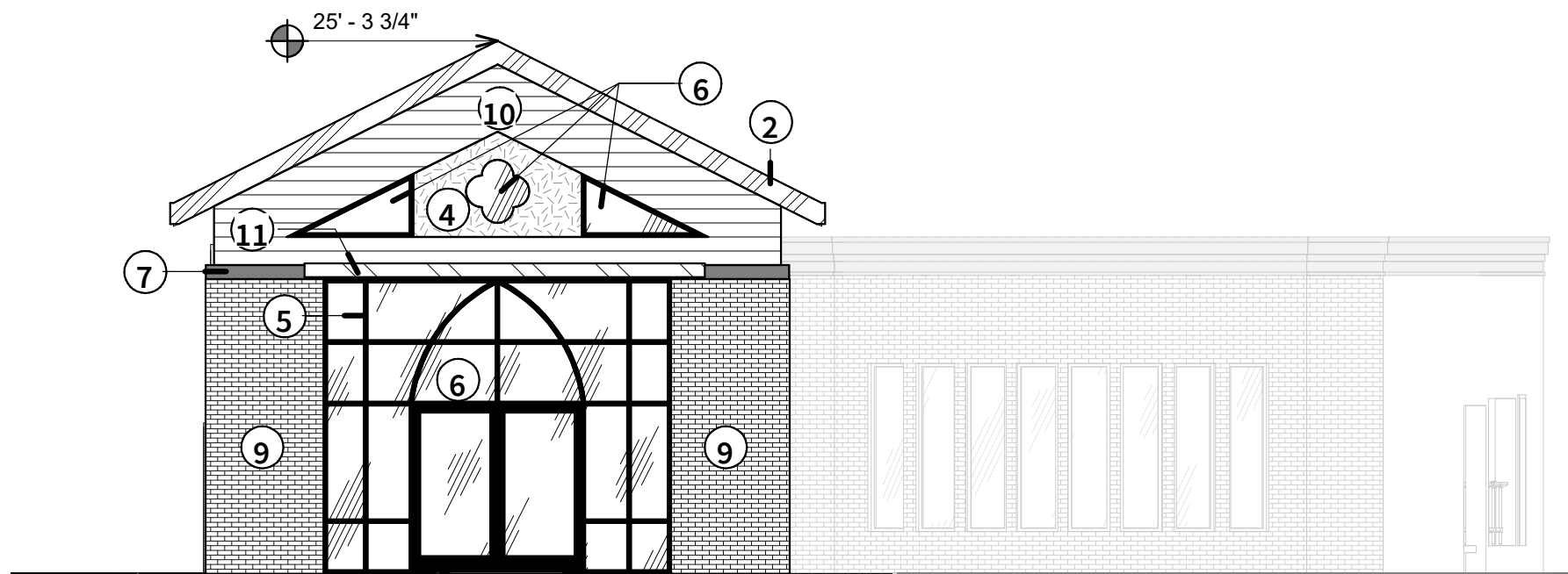
### 1 NORTH CHOIR ELEVATION

SCALE: 1/8" = 1'-0"



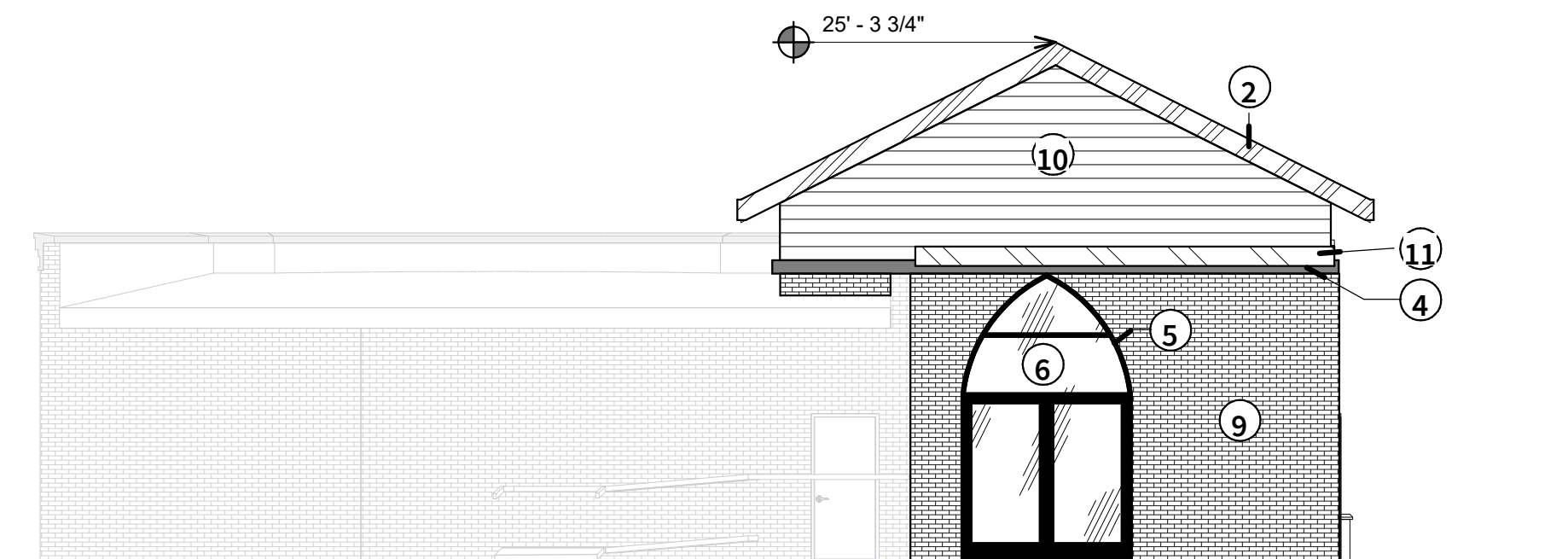
### 2 NORTH GREAT HALL ELEVATION

SCALE: 1/8" = 1'-0"



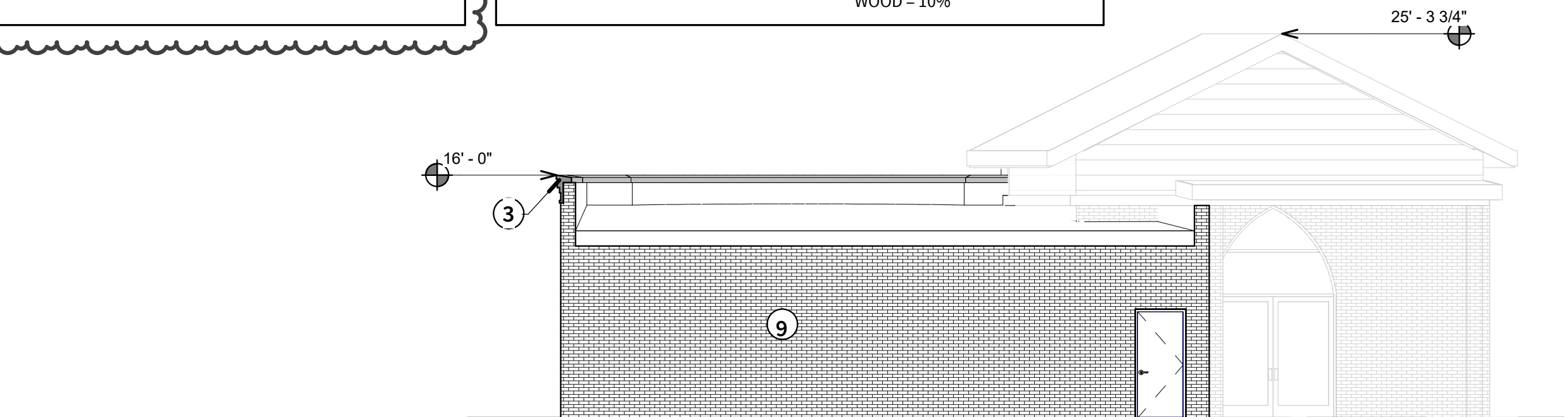
### 3 SOUTH GREAT HALL ELEVATION

SCALE: 1/8" = 1'-0"




### 4 SOUTH CHOIR ELEVATION

SCALE: 1/8" = 1'-0"



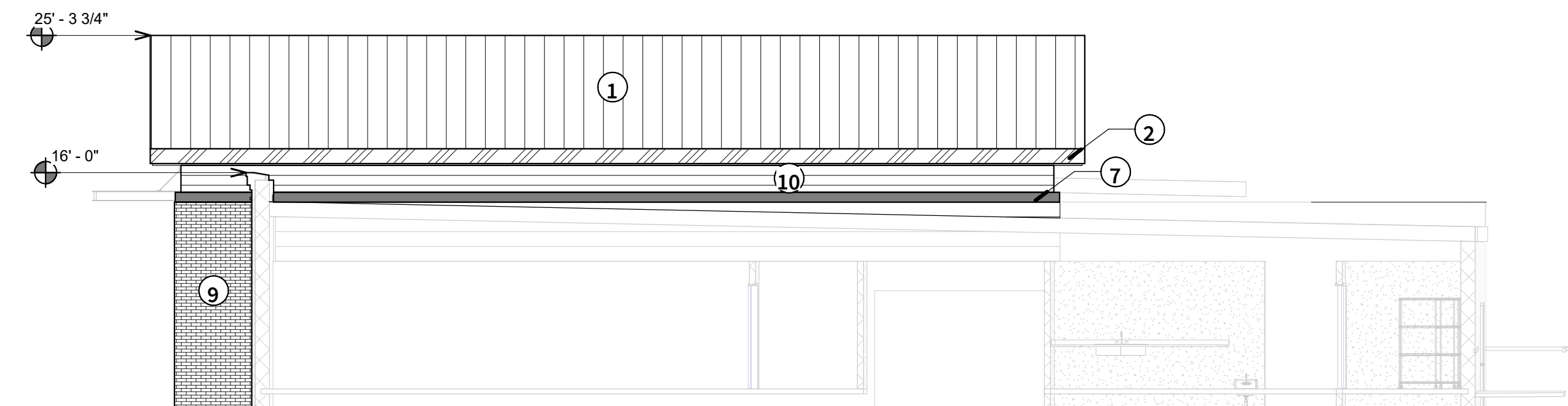
### 5 WEST CHOIR SECTION / ELEVATION

SCALE: 1/8" = 1'-0"



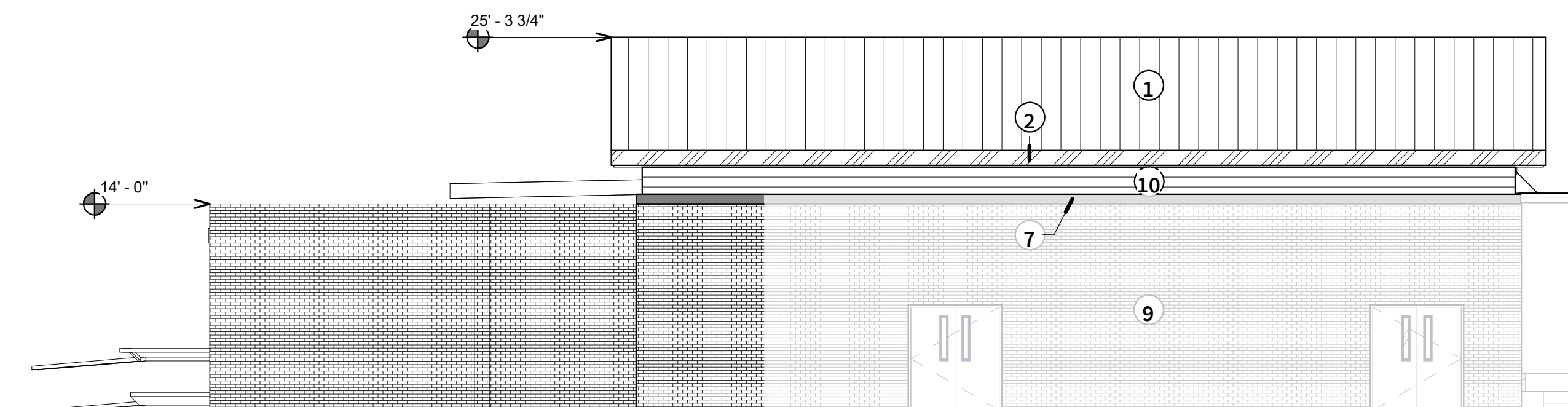
### 6 WEST GREAT HALL SECTION / ELEVATION

SCALE: 1/8" = 1'-0"



### 7 EAST GREAT HALL SECTION / ELEVATION

SCALE: 1/8" = 1'-0"



LEVEL  
5  
design group  
architecture interiors planning

www.level5designgroup.com  
108 S. Main  
Mansfield, TX 76063  
tel: 817.842.0212

THESE DOCUMENTS ARE FOR  
REVIEW ONLY AND ARE NOT  
INTENDED FOR BIDDING,  
PERMITTING OR CONSTRUCTION  
PURPOSES

ARCHITECT:  
JUSTIN S. GILMORE  
LEVEL 5 DESIGN GROUP

PROJECT INFORMATION:

ST. JUDE CATHOLIC  
CHURCH

CONNECTOR  
BUILDING

500 E DALLAS ST  
MANSFIELD, TX 76063

PROJECT NUMBER: 17-22

ISSUE DATE: 2018.09.19

REVISIONS:  
ASI #1 2018.10.10

ZC#18-026

SHEET NAME:

EXHIBIT C

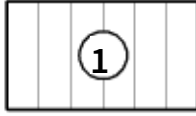



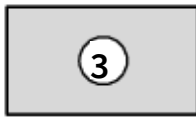
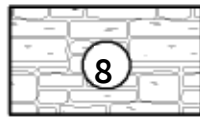
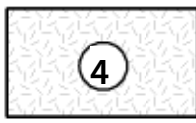
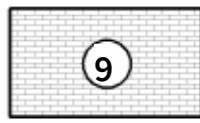


SHEET NUMBER:

A402

PAGE 2 OF 10



# MATERIAL LEGEND

	METAL: PRE-FINISHED METAL ROOF		GLASS
	METAL: PRE-FINISHED FACIA & GUTTER		MASONRY: DECORATIVE PRECAST /OR/ STONE CAP
	STUCCO: PAINTED MOLDING		MASONRY: WEATHERED STONE
	STUCCO: PAINTED STUCCO		MASONRY: BRICK
	METAL: PRE-FINISHED WINDOWS & STOREFRONTS		METAL: EXPOSED STEEL AWNING

MATERIAL CALCULATIONS	BUILDING MATERIAL CALC.
EAST FACADE: MASONRY = 21% STUCCO = 42% METAL = 10% GLASS = 27% WOOD = 0%	TOTAL BUILDING MATERIAL CALCULATION  MASONRY = 23% STUCCO = 47% METAL = 11% GLASS = 18% WOOD = 1%



LEVEL  
5  
design group  
architecture interiors planning

www.level5designgroup.com  
108 S. Main  
Mansfield, TX 76063  
tel: 817.842.0212

THESE DOCUMENTS ARE FOR  
REVIEW ONLY AND ARE NOT  
INTENDED FOR BIDDING,  
PERMITTING OR CONSTRUCTION  
PURPOSES

ARCHITECT:  
JUSTIN S. GILMORE  
LEVEL 5 DESIGN GROUP

PROJECT INFORMATION:  
ST. JUDE CATHOLIC  
CHURCH

FAITH  
FORMATIONS  
BUILDING

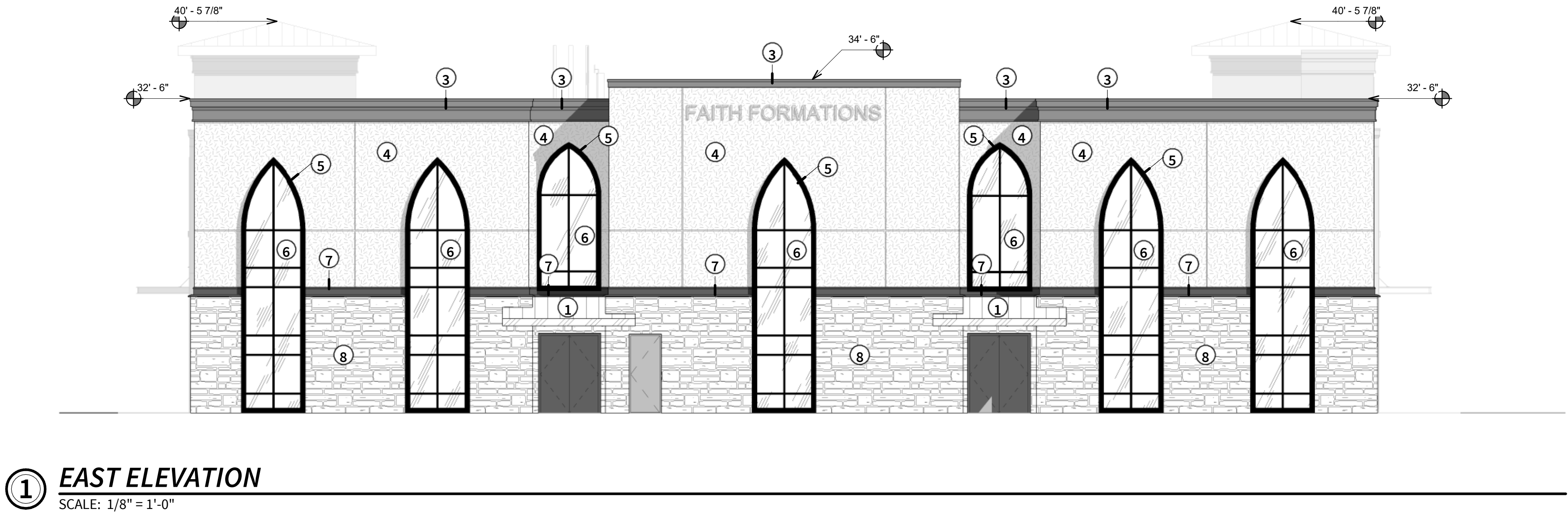
500 E DALLAS ST  
MANSFIELD, TX  
76063

PROJECT NUMBER:	17-22
ISSUE DATE:	2018.09.19
REVISIONS:	
1 ASI #1	2018.10.15

ZC#18-026

SHEET NAME:  
EXHIBIT C

SHEET NUMBER:  
A403  
PAGE 3 OF 10



1 EAST ELEVATION  
SCALE: 1/8" = 1'-0"



MATERIAL LEGEND			
<div>1</div>	METAL: PRE-FINISHED METAL ROOF	<div>6</div>	GLASS
<div>2</div>	METAL: PRE-FINISHED FACIA & GUTTER	<div>7</div>	MASONRY: DECORATIVE PRECAST /OR/ STONE CAP
<div>3</div>	STUCCO: PAINTED MOLDING	<div>8</div>	MASONRY: WEATHERED STONE
<div>4</div>	STUCCO: PAINTED STUCCO	<div>9</div>	MASONRY: BRICK
<div>5</div>	METAL: PRE-FINISHED WINDOWS & STOREFRONTS	<div>10</div>	METAL: EXPOSED STEEL AWNING

MATERIAL CALCULATIONS
SOUTH FACADE:
MASONRY = 24%
STUCCO = 45%
METAL = 15%
GLASS = 15%

BUILDING MATERIAL CALC.
TOTAL BUILDING MATERIAL CALCULATION
MASONRY = 23%
STUCCO = 47%
METAL = 11%
GLASS = 18%
WOOD = 1%



LEVEL  
5  
design group  
architecture interiors planning

www.level5designgroup.com  
108 S. Main  
Mansfield, TX 76063  
tel: 817.842.0212

THESE DOCUMENTS ARE FOR  
REVIEW ONLY AND ARE NOT  
INTENDED FOR BIDDING,  
PERMITTING OR CONSTRUCTION  
PURPOSES

ARCHITECT:  
JUSTIN S. GILMORE  
LEVEL 5 DESIGN GROUP

PROJECT INFORMATION:

ST. JUDE CATHOLIC  
CHURCH

FAITH  
FORMATIONS  
BUILDING

500 E DALLAS ST  
MANSFIELD, TX  
76063

PROJECT NUMBER:	17-22
ISSUE DATE:	2018.09.19
REVISIONS:	
1 ASI #1	2018.10.15

ZC#18-026

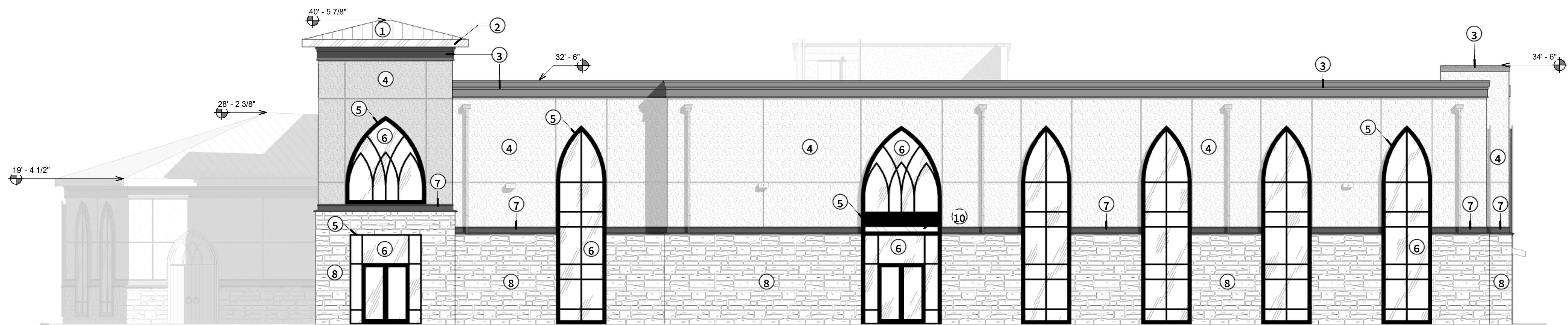
SHEET NAME:

EXHIBIT C

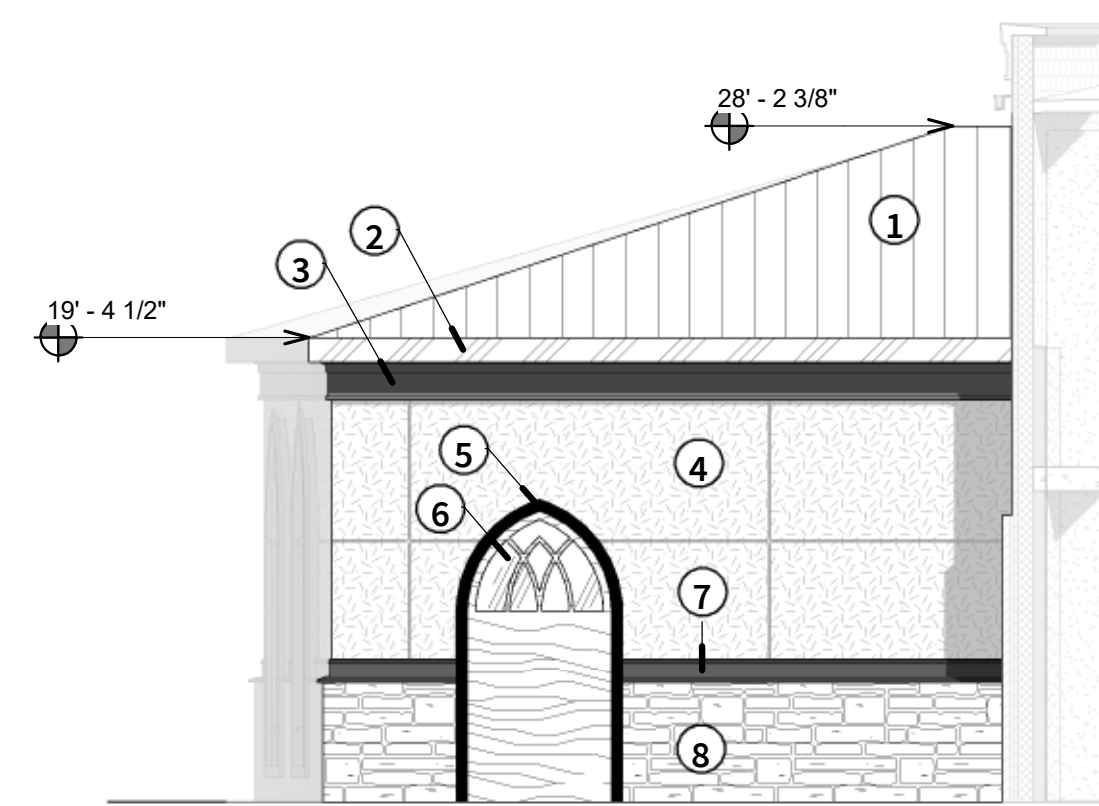
SHEET NUMBER:

A404

PAGE 4 OF 10



2 SOUTH ELEVATION  
SCALE: 1/8" = 1'-0"



3 SOUTH ELEVATION  
SCALE: 1/8" = 1'-0"



MATERIAL LEGEND			
	METAL: PRE-FINISHED METAL ROOF		GLASS
	METAL: PRE-FINISHED FACIA & GUTTER		MASONRY: DECORATIVE PRECAST /OR/ STONE CAP
	STUCCO: PAINTED MOLDING		MASONRY: WEATHERED STONE
	STUCCO: PAINTED STUCCO		MASONRY: BRICK
	METAL: PRE-FINISHED WINDOWS & STOREFRONTS		METAL: EXPOSED STEEL AWNING

MATERIAL CALCULATIONS	BUILDING MATERIAL CALC.
WEST FACADE:  MASONRY = 26% STUCCO = 47% METAL = 10% GLASS = 16%	TOTAL BUILDING MATERIAL CALCULATION  MASONRY = 23% STUCCO = 47% METAL = 11% GLASS = 18% WOOD = 1%



LEVEL  
5  
design group  
architecture interiors planning

www.level5designgroup.com  
108 S. Main  
Mansfield, TX 76063  
tel: 817.842.0212

THESE DOCUMENTS ARE FOR  
REVIEW ONLY AND ARE NOT  
INTENDED FOR BIDDING,  
PERMITTING OR CONSTRUCTION  
PURPOSES

ARCHITECT:  
JUSTIN S. GILMORE  
LEVEL 5 DESIGN GROUP

PROJECT INFORMATION:

ST. JUDE CATHOLIC  
CHURCH

FAITH  
FORMATIONS  
BUILDING

500 E DALLAS ST  
MANSFIELD, TX  
76063

PROJECT NUMBER: 17-22

ISSUE DATE: 2018.09.19

REVISIONS:  
1 ASI #1 2018.10.15

ZC#18-026

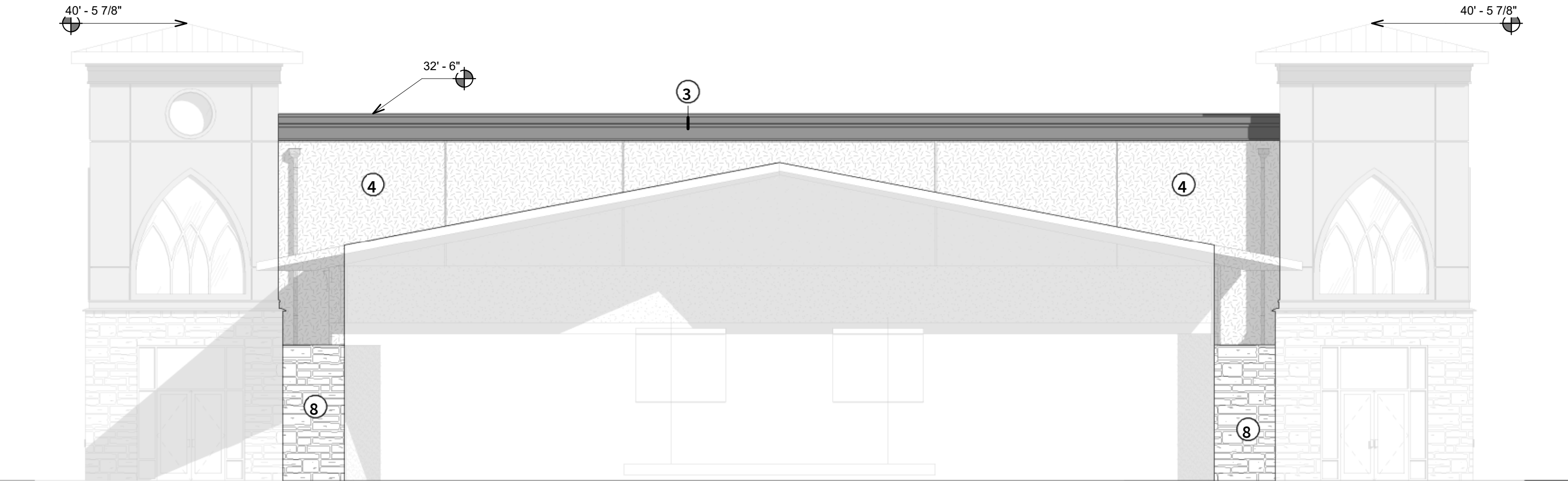
SHEET NAME:

EXHIBIT C

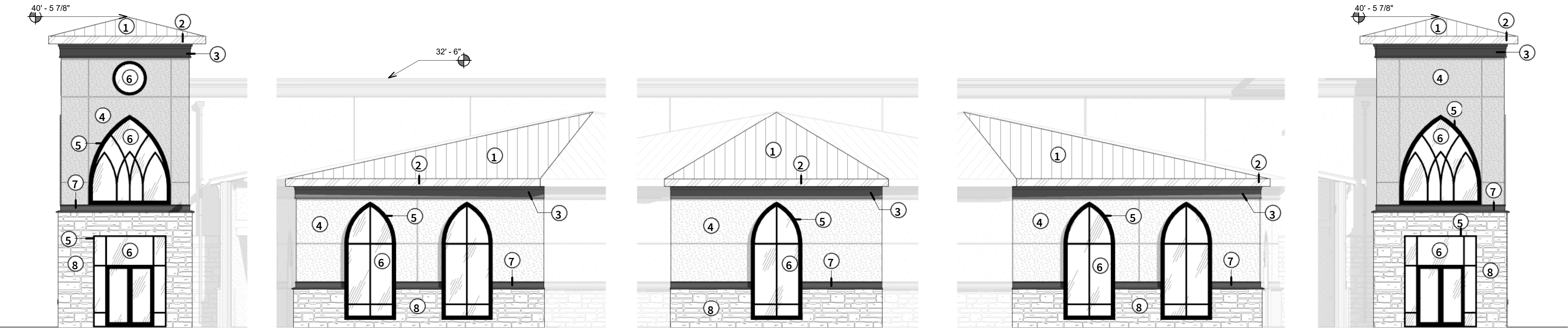
SHEET NUMBER:

A405

PAGE 5 OF 10



2 WEST ELEVATION / BUILDING SECTION  
SCALE: 1/8" = 1'-0"



1 WEST ELEVATION  
SCALE: 1/8" = 1'-0"



MATERIAL LEGEND

<div>1</div>	METAL: PRE-FINISHED METAL ROOF	<div>6</div>	GLASS
<div>2</div>	METAL: PRE-FINISHED FACIA & GUTTER	<div>7</div>	MASONRY: DECORATIVE PRECAST /OR/ STONE CAP
<div>3</div>	STUCCO: PAINTED MOLDING	<div>8</div>	MASONRY: WEATHERED STONE
<div>4</div>	STUCCO: PAINTED STUCCO	<div>9</div>	MASONRY: BRICK
<div>5</div>	METAL: PRE-FINISHED WINDOWS & STOREFRONTS	<div>10</div>	METAL: EXPOSED STEEL AWNING

MATERIAL CALCULATIONS

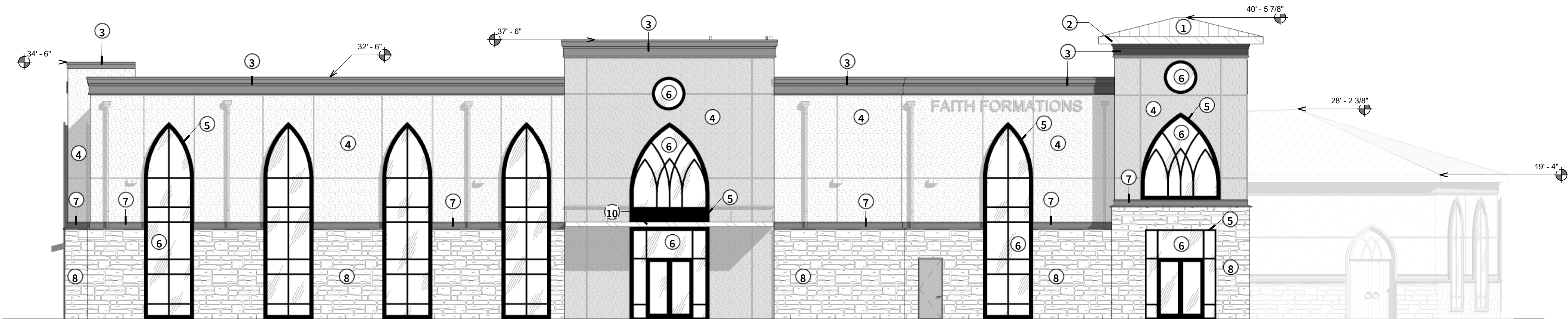
NORTH FACADE:

MASONRY = 21%  
STUCCO = 52%  
METAL = 10%  
GLASS = 16%

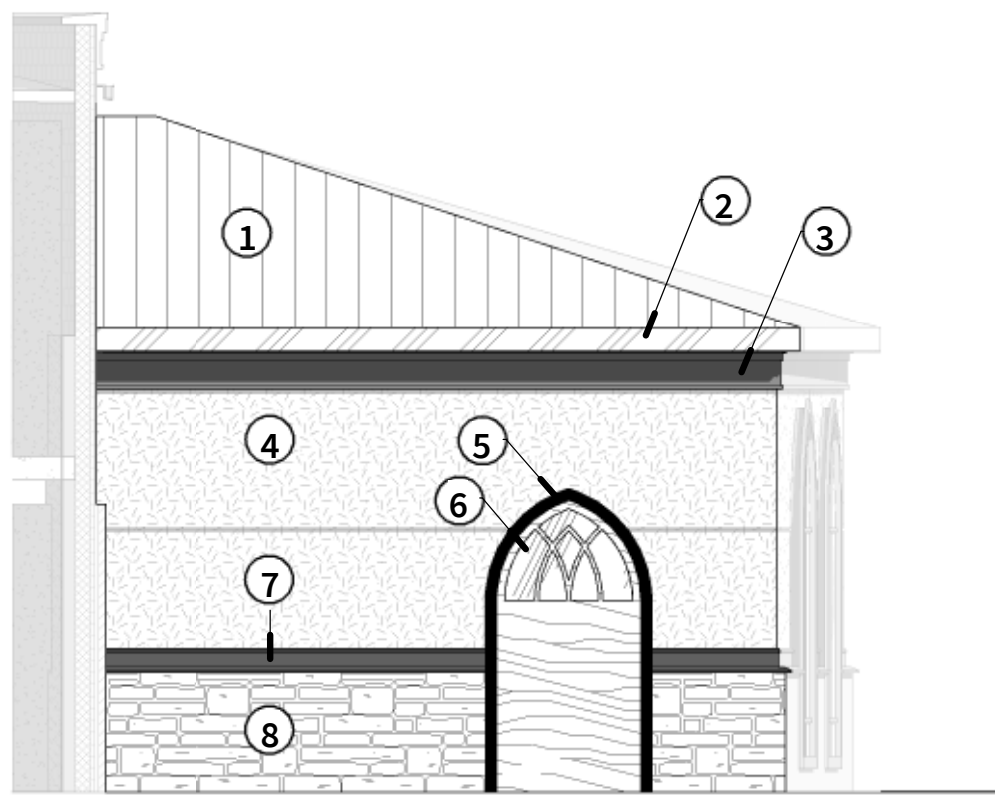
BUILDING MATERIAL CALC.

TOTAL BUILDING MATERIAL  
CALCULATION

MASONRY = 23%  
STUCCO = 47%  
METAL = 11%  
GLASS = 18%  
WOOD = 1%



**1 NORTH ELEVATION**  
SCALE: 1/8" = 1'-0"



**2 NORTH ELEVATION**  
SCALE: 1/8" = 1'-0"

LEVEL  
**5**  
design group  
architecture interiors planning

www.level5designgroup.com  
108 S. Main  
Mansfield, TX 76063  
tel: 817.842.0212

THESE DOCUMENTS ARE FOR  
REVIEW ONLY AND ARE NOT  
INTENDED FOR BIDDING,  
PERMITTING OR CONSTRUCTION  
PURPOSES

ARCHITECT:  
JUSTIN S. GILMORE  
LEVEL 5 DESIGN GROUP

PROJECT INFORMATION:

ST. JUDE CATHOLIC  
CHURCH

FAITH  
FORMATIONS  
BUILDING

500 E DALLAS ST  
MANSFIELD, TX  
76063

PROJECT NUMBER: 17-22

ISSUE DATE: 2018.09.19

REVISIONS:  
ASI #1 2018.10.15

ZC#18-026

SHEET NAME:

EXHIBIT C

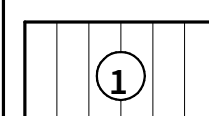

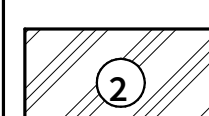
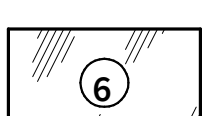


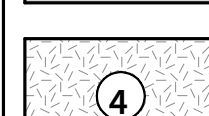

SHEET NUMBER:

A406

PAGE 6 OF 10



MATERIAL LEGEND

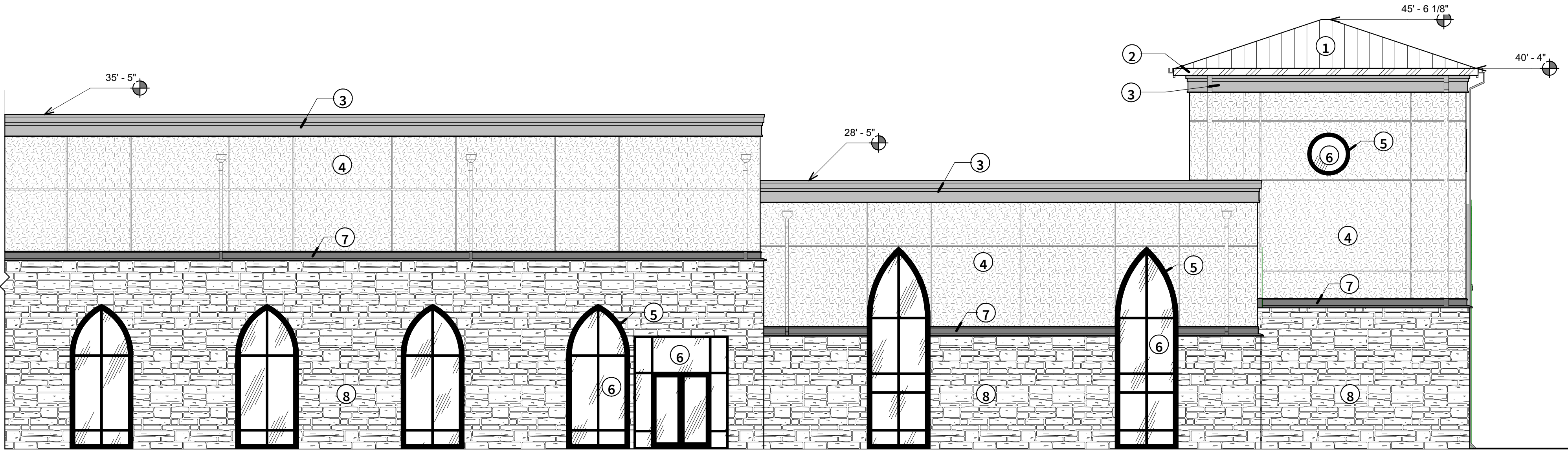
	METAL: PRE-FINISHED METAL ROOF		METAL: PRE-FINISHED WINDOWS & STOREFRONTS
	METAL: PRE-FINISHED FACIA & GUTTER		GLASS
	STUCCO: PAINTED MOLDING		MASONRY: DECORATIVE PRECAST /OR/ STONE CAP
	STUCCO: PAINTED STUCCO		MASONRY: WEATHERED STONE

MATERIAL CALCULATIONS

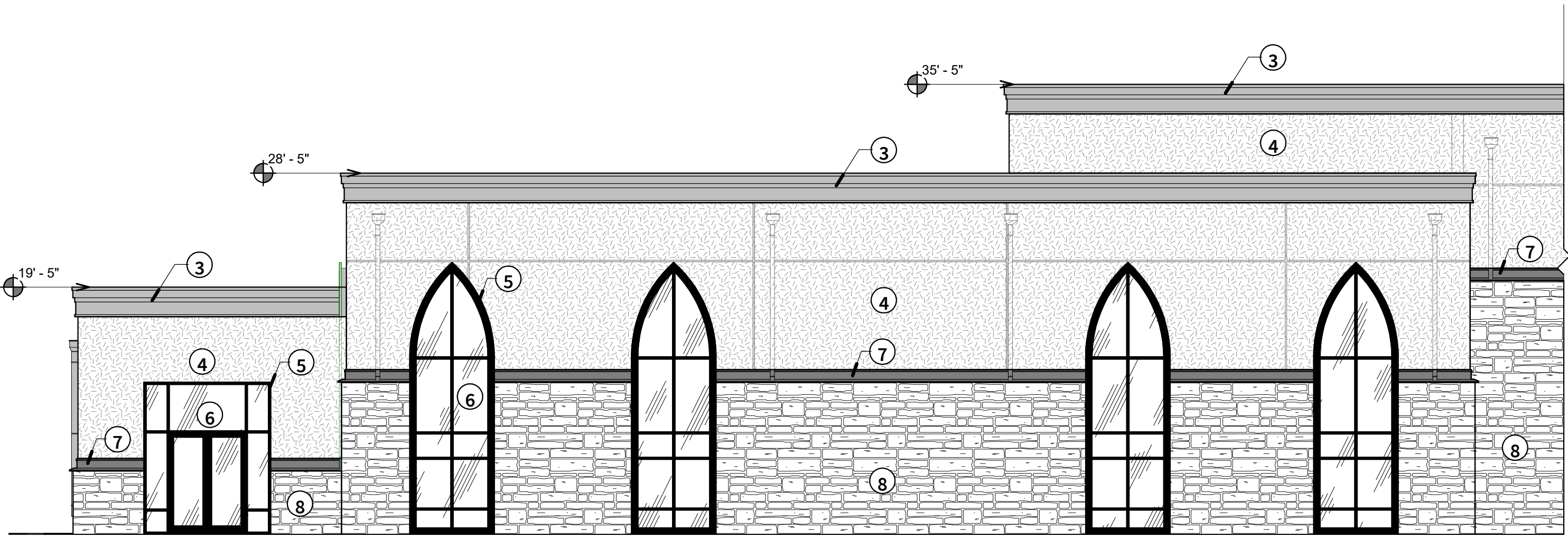
NORTH FACADE:
MASONRY = 35%
STUCCO = 48%
METAL = 5%
GLASS = 12%

BUILDING MATERIAL CALC.

TOTAL BUILDING MATERIAL CALCULATION
MASONRY = 29%
STUCCO = 52%
METAL = 7%
GLASS = 12%
WOOD = 0%



① NORTH ELEVATION 1  
SCALE: 1/8" = 1'-0"



② NORTH ELEVATION 2  
SCALE: 1/8" = 1'-0"

LEVEL  
5

design group  
architecture interiors planning

www.level5designgroup.com  
108 S. Main  
Mansfield, TX 76063  
tel: 817.842.0212

THESE DOCUMENTS ARE FOR  
REVIEW ONLY AND ARE NOT  
INTENDED FOR BIDDING,  
PERMITTING OR CONSTRUCTION  
PURPOSES

ARCHITECT:  
JUSTIN S. GILMORE  
LEVEL 5 DESIGN GROUP

PROJECT INFORMATION:

ST. JUDE CATHOLIC  
CHURCH

PARISH LIFE  
CENTER

500 E DALLAS ST  
MANSFIELD, TX 76063

PROJECT NUMBER: 17-22

ISSUE DATE: 2018.09.19

REVISIONS:

ASI #1 2018.10.15

ZC#18-026

SHEET NAME:

EXHIBIT C

SHEET NUMBER:

A407

PAGE 7 OF 10



MATERIAL LEGEND

<div>1</div>	METAL: PRE-FINISHED METAL ROOF	<div>5</div>	METAL: PRE-FINISHED WINDOWS & STOREFRONTS
<div>2</div>	METAL: PRE-FINISHED FACIA & GUTTER	<div>6</div>	GLASS
<div>3</div>	STUCCO: PAINTED MOLDING	<div>7</div>	MASONRY: DECORATIVE PRECAST /OR/ STONE CAP
<div>4</div>	STUCCO: PAINTED STUCCO	<div>8</div>	MASONRY: WEATHERED STONE

MATERIAL CALCULATIONS

EAST FACADE:
MASONRY = 29%
STUCCO = 47%
METAL = 11%
GLASS = 13%

BUILDING MATERIAL CALC.

TOTAL BUILDING MATERIAL CALCULATION
MASONRY = 29%
STUCCO = 52%
METAL = 7%
GLASS = 12%
WOOD = 0%



LEVEL  
5  
design group  
architecture interiors planning

www.level5designgroup.com  
108 S. Main  
Mansfield, TX 76063  
tel: 817.842.0212

THESE DOCUMENTS ARE FOR  
REVIEW ONLY AND ARE NOT  
INTENDED FOR BIDDING,  
PERMITTING OR CONSTRUCTION  
PURPOSES

ARCHITECT:  
JUSTIN S. GILMORE  
LEVEL 5 DESIGN GROUP

PROJECT INFORMATION:

ST. JUDE CATHOLIC  
CHURCH

PARISH LIFE  
CENTER

500 E DALLAS ST  
MANSFIELD, TX 76063

PROJECT NUMBER:	17-22
ISSUE DATE:	2018.09.19
REVISIONS:	
▲ ASI #1	2018.10.15

ZC#18-026

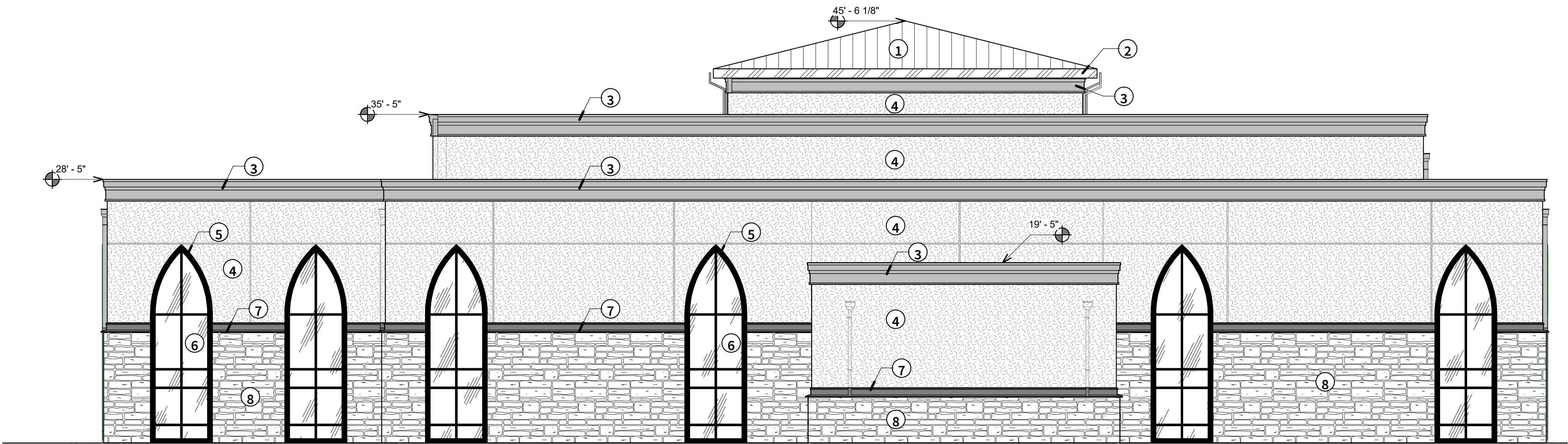
SHEET NAME:

EXHIBIT C

SHEET NUMBER:

A408

PAGE 8 OF 10



1 EAST ELEVATION  
SCALE: 1/8" = 1'-0"



MATERIAL LEGEND

	METAL: PRE-FINISHED METAL ROOF		METAL: PRE-FINISHED WINDOWS & STOREFRONTS GLASS
	METAL: PRE-FINISHED FACIA & GUTTER		MASONRY: DECORATIVE PRECAST /OR/ STONE CAP
	STUCCO: PAINTED MOLDING		MASONRY: DECORATIVE PRECAST /OR/ STONE CAP
	STUCCO: PAINTED STUCCO		MASONRY: WEATHERED STONE

MATERIAL CALCULATIONS

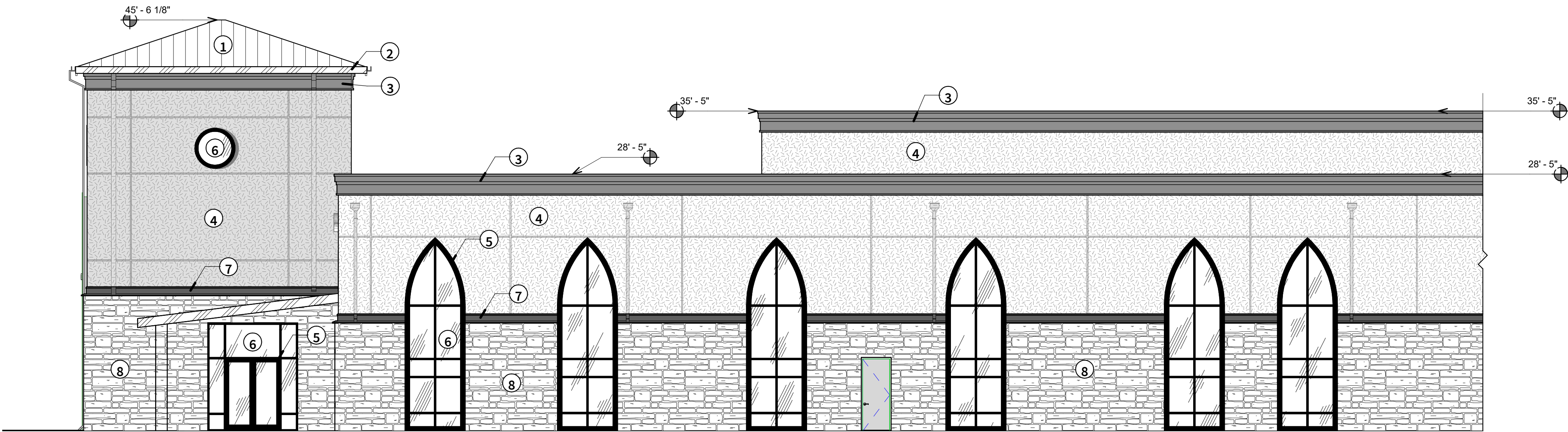
SOUTH FACADE:

MASONRY = 27%  
STUCCO = 53%  
METAL = 6%  
GLASS = 14%

BUILDING MATERIAL CALC.

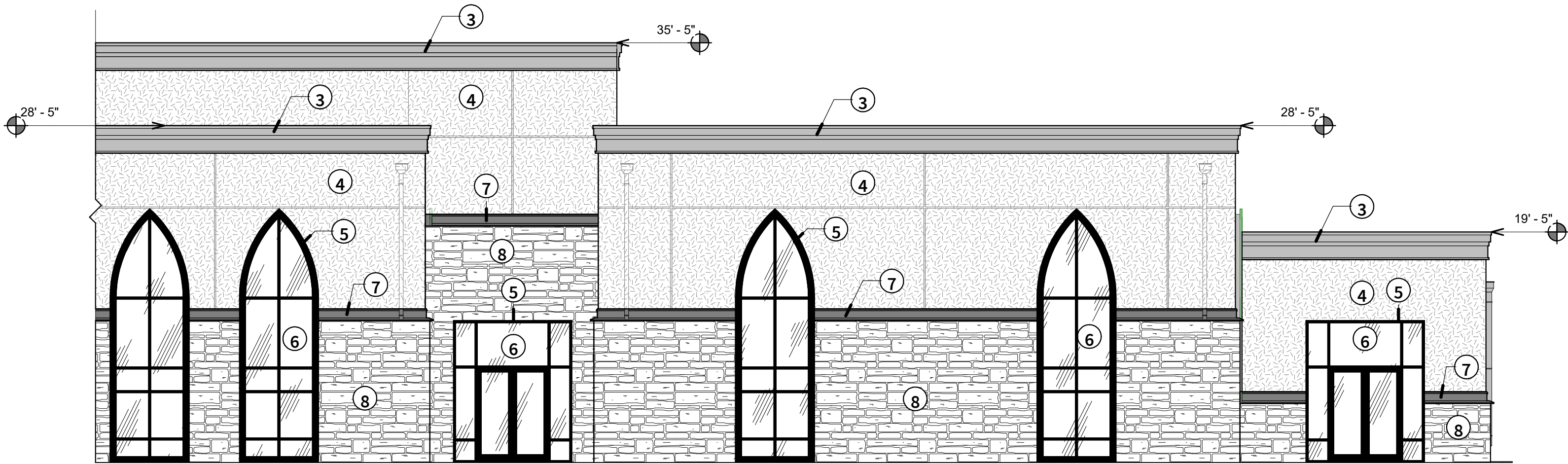
TOTAL BUILDING MATERIAL  
CALCULATION

MASONRY = 29%  
STUCCO = 52%  
METAL = 7%  
GLASS = 12%  
WOOD = 0%



② SOUTH ELEVATION 2

SCALE: 1/8" = 1'-0"



① SOUTH ELEVATION\_2\_materials

SCALE: 1/8" = 1'-0"

LEVEL  
5  
design group  
architecture interiors planning

www.level5designgroup.com  
108 S. Main  
Mansfield, TX 76063  
tel: 817.842.0212

THESE DOCUMENTS ARE FOR  
REVIEW ONLY AND ARE NOT  
INTENDED FOR BIDDING,  
PERMITTING OR CONSTRUCTION  
PURPOSES

ARCHITECT:  
JUSTIN S. GILMORE  
LEVEL 5 DESIGN GROUP

PROJECT INFORMATION:

ST. JUDE CATHOLIC  
CHURCH

PARISH LIFE  
CENTER

500 E DALLAS ST  
MANSFIELD, TX 76063

PROJECT NUMBER: 17-22

ISSUE DATE: 2018.09.19

REVISIONS:

ASI #1 2018.10.15

ZC#18-026

SHEET NAME:

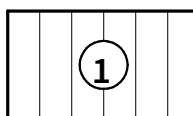

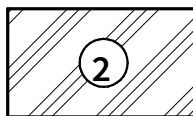
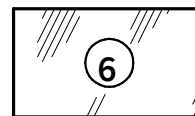
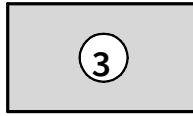
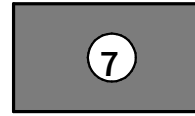

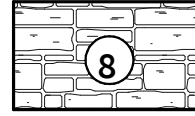
EXHIBIT C

SHEET NUMBER:

A409

PAGE 9 OF 10



MATERIAL LEGEND					
	METAL: PRE-FINISHED METAL ROOF		METAL: PRE-FINISHED WINDOWS & STOREFRONTS		
	METAL: PRE-FINISHED FACIA & GUTTER		GLASS		
	STUCCO: PAINTED MOLDING		MASONRY: DECORATIVE PRECAST /OR/ STONE CAP		
	STUCCO: PAINTED STUCCO		MASONRY: WEATHERED STONE		

MATERIAL CALCULATIONS
WEST FACADE:
MASONRY = 23%
STUCCO = 60%
METAL = 6%
GLASS = 11%

BUILDING MATERIAL CALC.
TOTAL BUILDING MATERIAL CALCULATION
MASONRY = 29%
STUCCO = 52%
METAL = 7%
GLASS = 12%
WOOD = 0%



LEVEL

5

design group

architecture interiors planning

[www.level5designgroup.com](http://www.level5designgroup.com)  
108 S. Main  
Mansfield, TX 76063  
tel: 817.842.0212

THESE DOCUMENTS ARE FOR  
REVIEW ONLY AND ARE NOT  
INTENDED FOR BIDDING,  
PERMITTING OR CONSTRUCTION  
PURPOSES

ARCHITECT:  
JUSTIN S. GILMORE  
LEVEL 5 DESIGN GROUP

PROJECT INFORMATION:

ST. JUDE CATHOLIC  
CHURCH

PARISH LIFE  
CENTER

500 E DALLAS ST  
MANSFIELD, TX 76063

PROJECT NUMBER: 17-22

ISSUE DATE: 2018.09.19

REVISIONS:  
1 ASI #1 2018.10.15

ZC#18-026

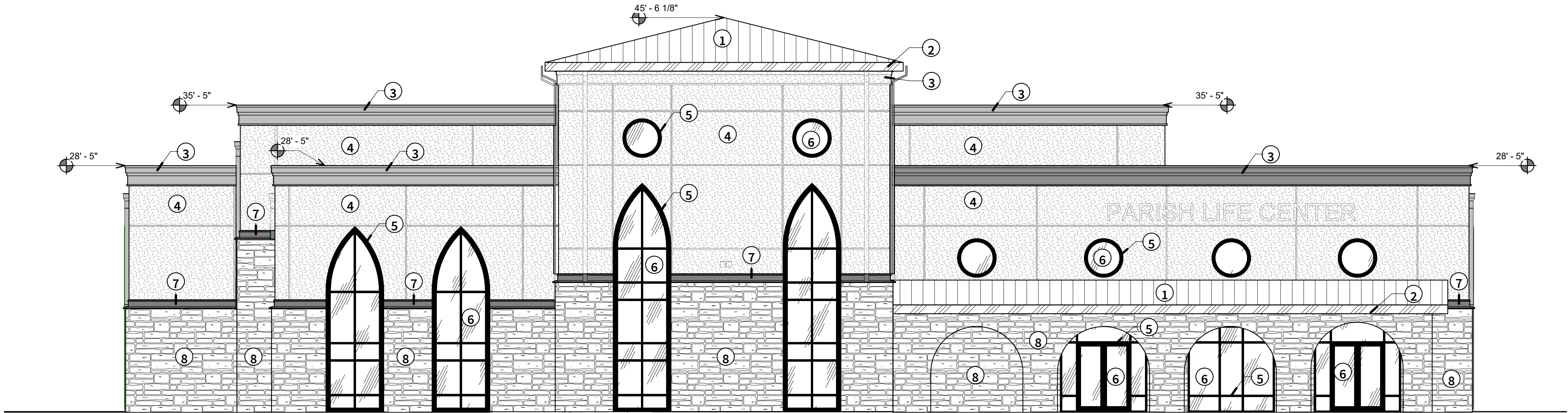
SHEET NAME:

EXHIBIT C

SHEET NUMBER:

A410






PAGE 10 OF 10



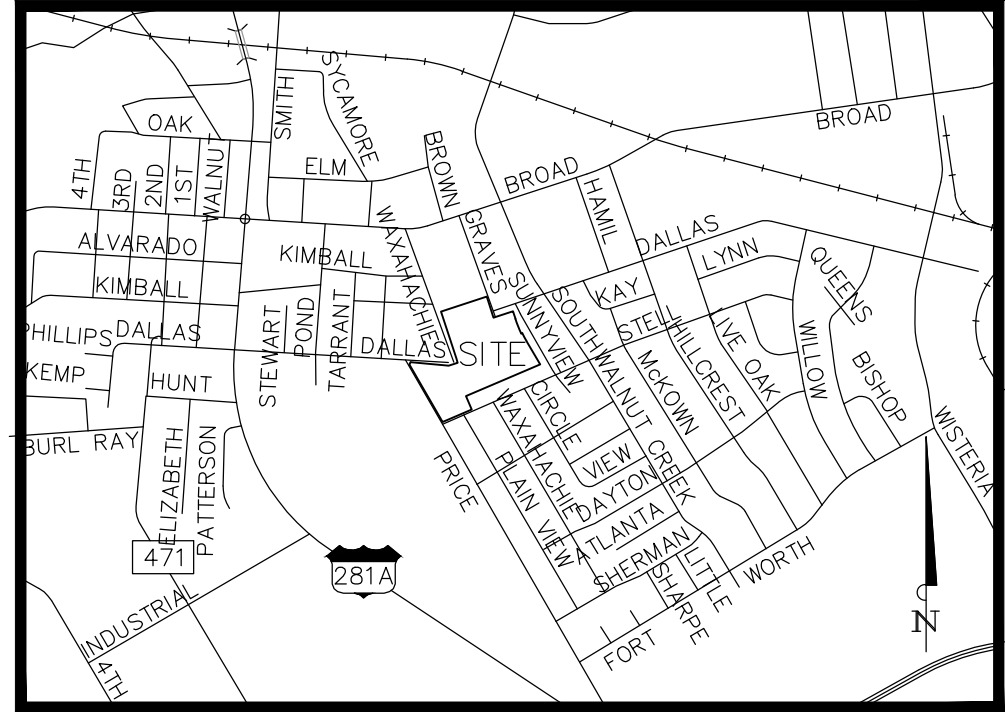
1 WEST ELEVATION  
SCALE: 1/8" = 1'-0"



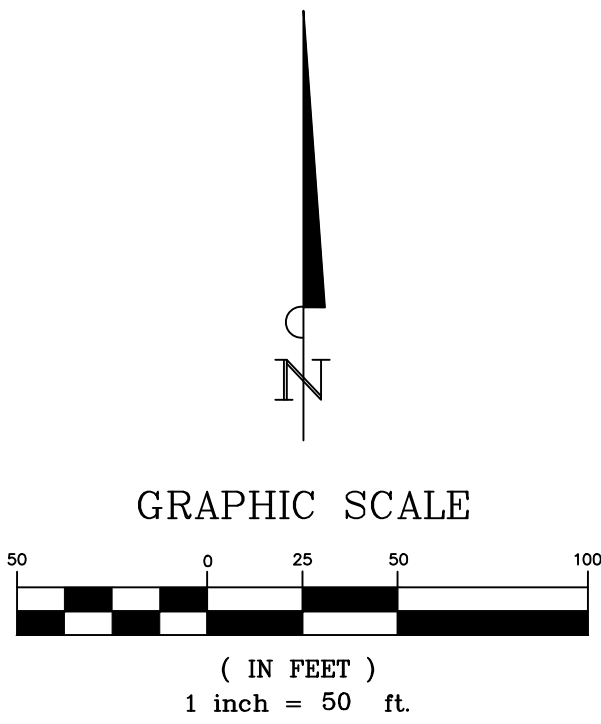
CONTACT: MICHAEL MARTIN, RLA

PLANT_SCHEDULE			
TREES	QTY	BOTANICAL NAME / COMMON NAME	CAL
	75	EXISTING TREE TO REMAIN (TYP)	
	24	ORNAMENTAL TREE (TYP)	3.5"
	47	SHADE TREE (TYP)	3.5"
SHRUBS	QTY	BOTANICAL NAME / COMMON NAME	CONT
	16	EVERGREEN SCREENING SHRUB	7 GAL.
GROUND COVERS	QTY	BOTANICAL NAME / COMMON NAME	
	PER PLAN	SOD AREAS AND SHRUB BED AREAS	

DEVIATIONS:  
North property line landscape setback is 5.82' instead of the required 10'.



VICINITY MAP  
NOT TO SCALE  
MANSFIELD, TEXAS



**EXHIBIT 'D'**  
**LANDSCAPE PLAN**  
for  
**ST. JUDE CATHOLIC CHURCH**

City of Mansfield  
Tarrant County, Texas  
Case No. ZC#18-026

Revision Date: 11/19/2018

ENGINEER:  
BANNISTER ENGINEERING, LLC  
240 NORTH MITCHELL ROAD  
MANSFIELD, TEXAS 76063  
(817) 842-2094  
CONTACT: MICHAEL MARTIN  
EMAIL: MMARTIN@BANNISTERENG.COM

DEVELOPER:  
ST. JUDE CATHOLIC CHURCH  
500 E. DALLAS STREET  
MANSFIELD, TEXAS 76063